
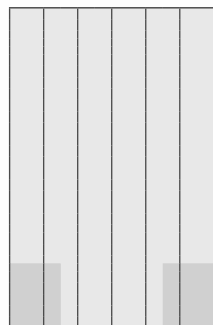


### TOP CLASS

← Back cover - Page 1 →




**PG**  
- Page  
- mm 275 x 404




**X004**  
- Window page 1.  
- mm 65,75 x 79

Page 1




**X117**  
- Vertical strip  
- mm 7 x 370  
- Pos. Stringa

Page 1 sx



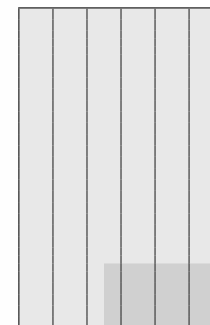
**X043**  
- Manchette  
- mm 41,3 x 29,1  
- Pos. T1MS

Page 1 dx




**X043**  
- Manchette  
- mm 41,3 x 29,1  
- Pos. T1MD

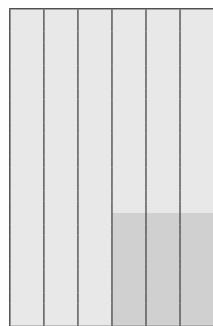
Page 1



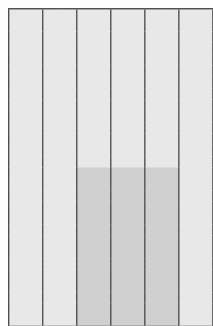
**X112**  
- Double window  
- mm 135,5 x 79  
- Pos. DOPFINI




**O607**  
- Strip bottom page  
- mm 275 x 99,5



**O310**  
- Quarter page  
- mm 135,5 x 143




**O314**  
- Central tower  
- mm 135,5 x 201




**PG**  
- Page  
- mm 275 x 404


### STANDARD FORMATS




**PG**  
- Page  
- mm 275 x 404



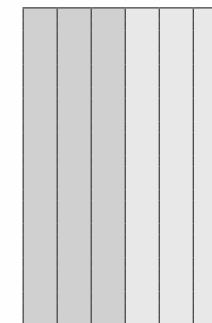
**PGD**  
- Double page  
- mm 580 x 404



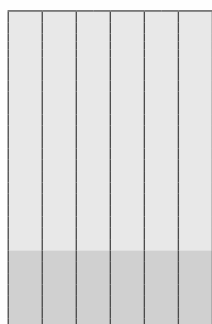
**PGMO**  
- Half page oriz.  
- mm 275 x 201



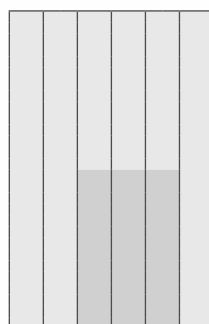
**O418**  
- Junior page  
- mm 182 x 259



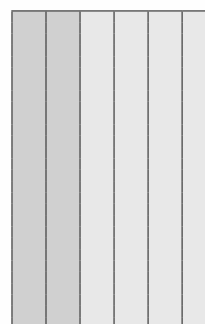
**O328**  
- Half vertical  
(column B3)  
- mm 135,5 x 404




**O607**  
- Strip bottom page  
- mm 275 x 99,5



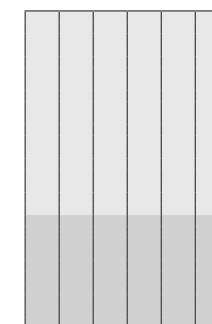
**O314**  
- Central tower  
- mm 135,5 x 201



**O228**  
- Column B2  
- mm 89 x 404

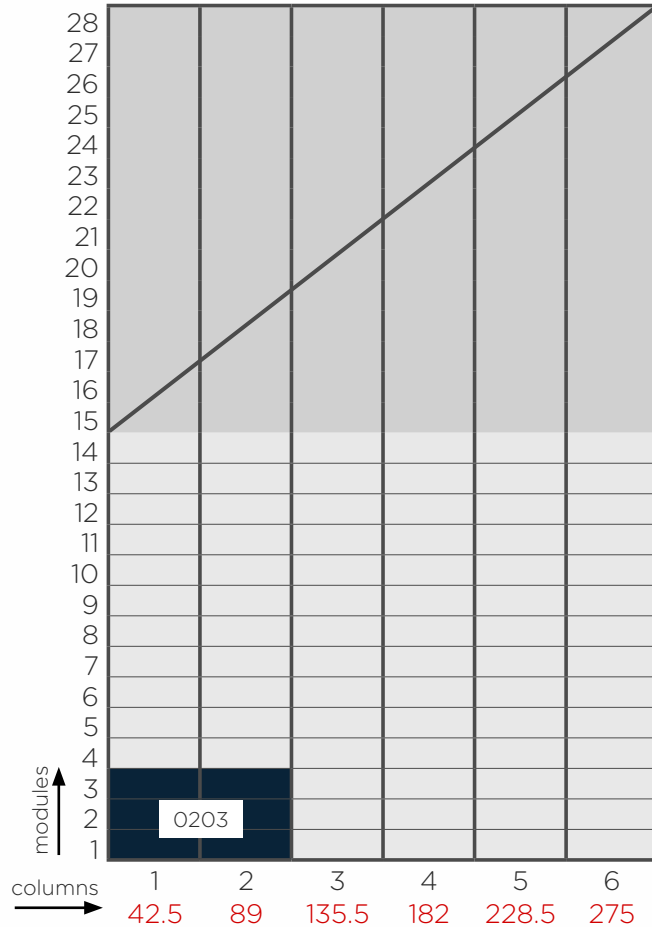


**O414**  
- Large quarter page  
- mm 182 x 201



**O613**  
- Fake half page  
- mm 275 x 186,5

### BUSINNES CLASS



I formati di Business Class raggiungono la mezza pagina in altezza, ad eccezione della Junior page (cod.0418), del 3 e 2 colonne (cod. 0328 e 0228).  
Non sono previsti formati con base 5 colonne

LEGENDA: è possibile calcolare le dimensioni dei formati incrociando il numero delle colonne di base con il numero di moduli in altezza.

Ad esempio, il formato codice **0203** conta 6 moduli, 2 colonne di base x 3 moduli in altezza (89 x 41,5 mm.).

- 201
- 186.5
- 172
- 157.5
- 143
- 128.5
- 114
- 99.5
- 85
- 70.5
- 56
- 41.5
- 27
- 12.5

## Technical Specifications

PRINTING

ROTO-OFFSET

LAYOUT

6 COLUMNS

**File type:** PDF 1.3 generated only by Acrobat version 4.0 or subsequent. Texts must be composited (no separation); each file must contain only one page and should not be password protected.

### Image resolutions

**Gray and colour scale:** 150 DPI (high quality JPEG compression)

**Outlined images:** 1270 DPI (compression CCITT, group 4)

**Colour Method:** CMYK (all other methods must be converted)

**Coding:** ASCII

**Vectorial element and text:** f color, use CMYK space; if B/W, use GRAYSCALE; as for compression: select Acrobat Distiller “compress text and line-art” option and 1270 dpi resolution in general options THE FOLLOWING SHOULD BE CONSIDERED: during rotary press image processing, the “dot gain” is 25%.

**Font:** Only “Type 1” fonts should be used and the font must be embedded into the PDF, any other font different from “Type 1” must be vectorialized (with contour trace).

**For all non ADOBE program user:** For a correct creation of the PDF, all non Adobe program users are advised to input the original document into XPRESS and execute the PDF

**Advertising format:** Each ads should have a white margin of about 0,5 mm. on the right and on the bottom side.

**Support materials:** Each digital document must be provided with a quality print of the last saving performed.

**N.B. the printed documents will be considered as reference and evidence material, which has master value if the digital document does not correspond to the printed one.**

### DIGITAL MATERIAL SENDING CRITERIA

- An Internet trasmission is requested for both the finished file to be published and the attached required information: use the WEB Service Site INPAGINA (<http://inpagina.rcs.it/>).

- This web-site offers to all authorized users the following features:

Acrobat Distiller profiles to create PDF files according to the above described requests

User manuals for a correct use of Acrobat Distiller together with the most used professional graphic application programs

### DIGITAL MATERIALS DELIVERY TIME

The material should be provided according to its characteristics:

- W/B: 3 working days before the publishing date

- COLOUR: 3 working days before the publishing date

- DOUBLE PAGE (WITH NO INTERRUPTION): 10 working days before the publishing date.

Before booking always verify space availability with Esecutivo Quotidiani

[www.rcscommunicationsolutions.it](http://www.rcscommunicationsolutions.it)