
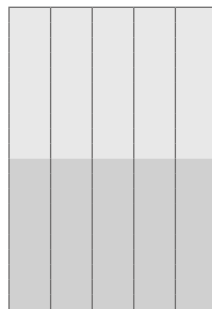


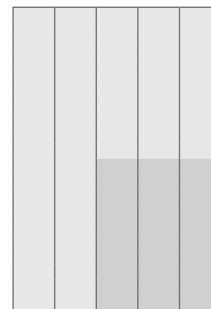
PG  
- Full page  
- mm 275x404




0418  
- Junior page  
- mm 219x259




PGM0  
- Half page  
- mm 275x201



0314  
- Maxi footer  
- mm 163x201



0214  
- Column  
- mm 107x201



0507  
- Foot  
- mm 275x99,5

PRINTING

ROTO-OFFSET

LAYOUT

5 COLUMNS

### REQUIRED MATERIAL (ONLY DIGITAL MATERIALS ACCEPTED)

#### File Format

PDF 1.3 generated only using Acrobat Distiller 4.0 or higher, the file must be composite (separations are not accepted), contain only one page, have no registration marks and must not be password protected.

#### Colours and resolutions

- For colour images, use only the CMYK space with a resolution of 150 dpi, any elements in RGB, Lab, Pantone, etc. must be converted to CMYK.
- For grayscale images, use the Grayscale space with a resolution of 150 dpi.
- For line art, use the Black & White space with a resolution of 1000 dpi.
- For vector-based elements and texts use the CMYK space if in colour, or Grayscale if in B/W.
- Take into account, during the processing of the images, that the dot gain of the printing presses for newspapers is on average about 25%.

#### Tonal values

The minimum printable value cannot be lower than 12%, the maximum forces, with perceivable tonal passages, must not exceed 93%.

#### Compression

For colour or grayscale images, use high-quality JPEG compression in the Distiller options. For line art images, in the Distiller options, use CCITT Group 4 compression. For vector-based graphic elements and text, in the Distiller select the compress text and images option and in the general settings select a resolution of 1000 dpi.

#### Document size

The document must reflect the exact dimensions from a technical list plus a blank space of 0.5 mm to the right and the bottom.

#### Sources used

- The sources must all be embedded in the PDF document;
- The sources used must all be of Type 1 (other types such as True Type, Type 3, MM, 2-bit, customer, must be transformed into vectors).

### METHOD FOR SENDING DIGITAL MATERIALS

For Inpagina, submit a finished PDF via the InPagina website <http://inpagina.rcs.it/>.

### DIGITAL MATERIALS DELIVERY TIMES

B/W and Colour: 3 working days before the date of publication. Before booking, always check the availability of space with the head of magazines.

### IMPORTANT

If the Customer, for reasons of force majeure, is unable to use the space previously reserved, it must provide written notice to the concessionaire of any date shifts at least 5 days before the release date of the newspapers, and at least 60 days before the release date for magazines.

### VERY IMPORTANT

The production flow of RCS newspapers is completely digital.

### FOR INFORMATION

For technical information regarding formats, materials and any other issues, please contact the Head of magazines.