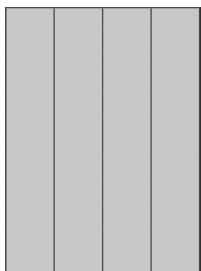
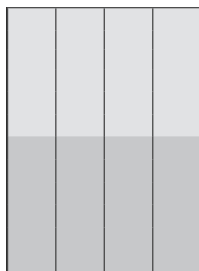


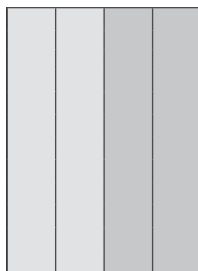
STANDARD FORMATS



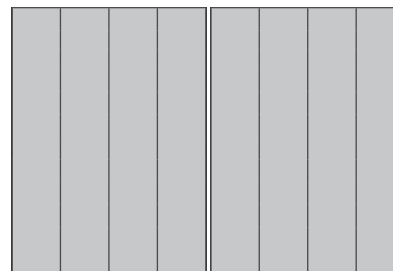
- PG
- Full page
- Trim size
mm 202 x 280



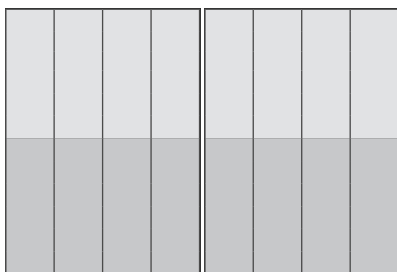
- PGMO
- Half Horizontal Page
- Trim size
mm 202 x 136



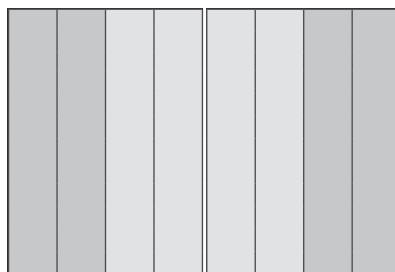
- O200
- 2 Columns
- Trim size
mm 99 x 280



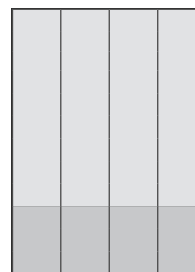
- PGD
- Double page
- Trim size
mm 404 x 280



- PGDM
- Doppia Half Horizontal Page
- Trim size
mm 404 x 136




- O200
- 2 columns
- Trim size mm 99 x 280
- Pos. FRSX / FRDX




- X291
- ¼ horizontal page
- Trim size
mm 202 x 68


INSERTS



STAPLE BOUND

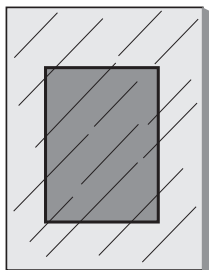


IN THE CENTRE OF THE
MAGAZINE



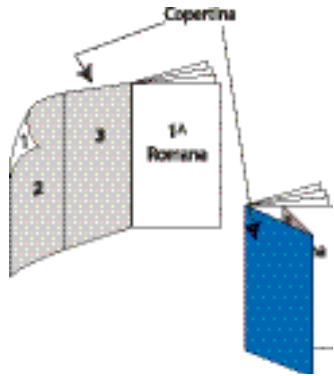
GLUED ON NATIONAL PAGE
Only with the Director authorization or
under exceptional circumstances

CELLOPHANADE



CELLOPHANADE
Outside back cover

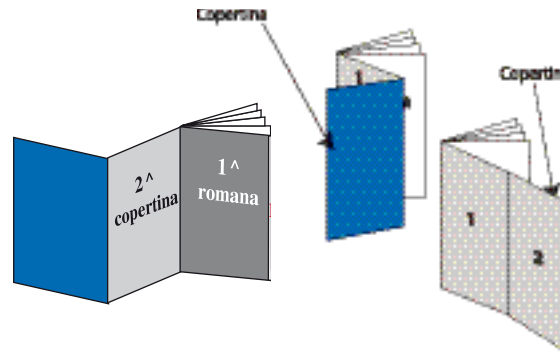
SPECIAL GATEFOLD



Gatefold 3 pages

(*)pag. 2 and 3 = double (mm 199+204) =
mm 403x280 - Trim size
(Posiz. SAP = BC2R - codice SAP = K002)

page 1 = full page mm 199x280 - Trim size
(Posiz. SAP = BC2R - codice SAP = K001)



Gatefold 2 pages

pag. 1 and 2 = double (mm 204+202) =
mm 406x280 - Trim size
(Posiz. SAP = BAT1 - codice SAP = K004)

Il di copertina = mm 204x280 - Trim size
(Posiz. SAP = COP2 - codice SAP = K003)

Il di cop. + I Romana = (mm 204+210) =
mm 414x280 - Trim size
(Posiz. SAP = CO2R - codice SAP = K005)

ALL MATERIALS ARE TO BE REQUESTED WITH TRANSMISSION VIA INPAGINA.

(*) SHOULD A CLIENT DO A DOUBLE, USING PAGE 3 AND THE FACING INSIDE FRONT COVER, CODE K005 (WITH POSITION BC2R) MAY BE USED, SINCE THE DIMENSIONS ARE IDENTICAL.

THE CLIENT OCCUPYING THE INSIDE BACK COVER OR THE INSIDE BACK COVER + FACING INSIDE FRONT COVER, WHERE THERE IS A 2-PAGE GATEFOLD FLAP ON THE COVER, MUST HAVE THE DIMENSIONS PROVIDED ABOVE.

PRINTING	ROTOGRAVURE
LAYOUT	4 COLUMNS
PUBLICATION FORMAT	BOOKLET

MATERIAL REQUIRED

PDF 1.3 generated exclusively using Acrobat Distiller 4.0 or higher, the file must be composite (separations are not accepted), contain one page only, WITH registration marks and must not be password protected.

PLEASE DO NOT USE EITHER SMALL BODY TEXTS OR FRAMES OR OTHER VERY THIN STROKES OR SERIF FONTS (THEY SHOULD NOT BE LESS THAN 9 POINTS) EITHER THEY ARE IN POSITIVE IF WORKED WITH MORE COLOURS OR IN NEGATIVE ON COLOURED BACKGROUNDS. TEXTS IN BLACK COLOUR SHOULD BE MADE ONLY BY THE BLACK CHANNEL

Image resolution

- 228/304 DPI for grey scale B/W and colour images (high quality JPEG compression)

Colour Method:

CMYK (all other methods must be converted)

Code:

Binary

Document dimensions:

The document must be faithful to the specific sizes given in the technical specs sheet, plus space for crosshair alignment.

Please also note that texts and trademarks must always be placed at least 7 mm from the trimming edge to avoid the risk of being cut during assembly.

HOW TO SEND MATERIALS

Finished PDFs must be submitted via the InPagina website: <http://inpagina.rcs.it/>

HELP DESK service is available

NOTES

The customer must submit the advertising material complete and ready to be reproduced according to the deadlines provided in the calendar.

Should the customer, due to force majeure, not be in a position to use space previously reserved, the same must inform RCS in writing of any date changes:

- at least 30 days prior to publication for monthly magazines
- at least 18 days prior to publication for weekly magazines.

FOR FURTHER INFORMATION

For formats, materials, inserts and any further information, please contact the Magazine Planning and Production Department on +39 02/2584.6182.